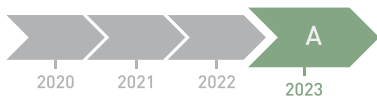




2023 GRESB Public Disclosure Report

Varia US Properties | Stoneweg US

Participation & Score



GRESB Public Disclosure Level



Comparison Group



GRESB Real Estate Assessment



GRESB Score
GRESB Average 74

The GRESB Real Estate Assessment is the investor-driven global ESG benchmark and reporting framework for listed property companies, private property funds, developers and investors that invest directly in real estate.

The Assessment is shaped by what investors and the industry consider to be material issues in the sustainability performance of real estate investments. The methodology is consistent across different regions, investment vehicles and property types and aligns with international reporting frameworks.

The data is self-reported by Assessment participants and subjected to a multi-layer validation process after which it is scored and benchmarked. The result is high-quality data that investors and participants can use in their investment, engagement and decision-making processes.

Disclosure Methods

Stand-alone Sustainability Report

62% of GRESB Public Disclosure

100% of Comparison Group

Section in Annual Report

69% of GRESB Public Disclosure

100% of Comparison Group

Integrated Report

14% of GRESB Public Disclosure

0% of Comparison Group

Not available

Corporate Website

76% of GRESB Public Disclosure

100% of Comparison Group

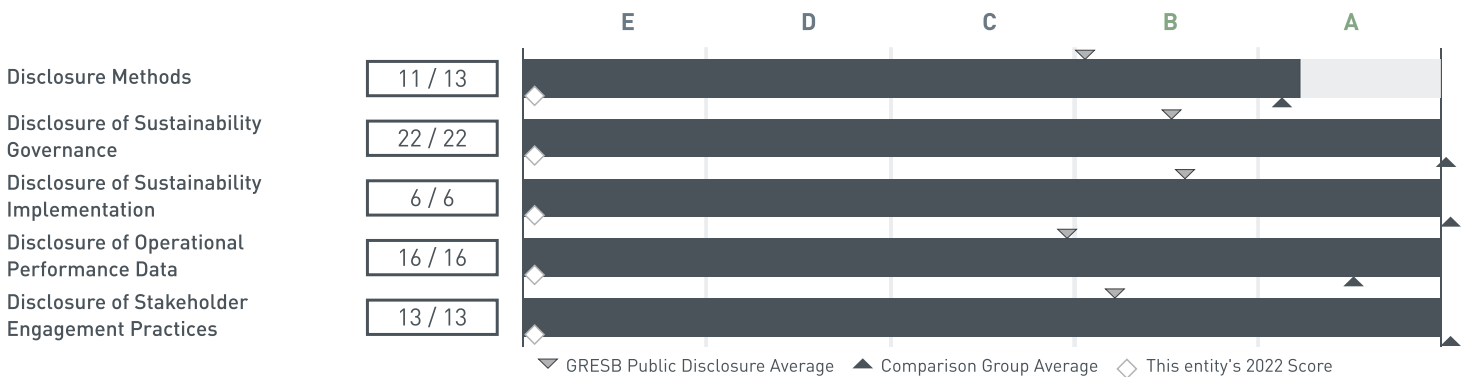
ESG Leadership Commitments

66% of GRESB Public Disclosure

Not available

100% of Comparison Group

Disclosure Topics



Comparison Group

Public Disclosure Comparison Group (Northern America / Residential: Multi-Family)

- Veris Residential
- Minto Apartment Real Estate Investment Trust
- Varia US Properties
- Elme Communities
- Camden Property Trust

* 2023 GRESB Real Estate Participant

The GRESB Public Disclosure Level is an overall measure of ESG disclosure by listed property companies, based on a selection of indicators aligned with the existing GRESB Real Estate Assessment. The Public Disclosure Level provides insight into the ESG disclosure activities of both GRESB participants and non-participants and offers investors insights that are currently not captured in the GRESB Real Estate Assessment.

The data in this Report has been collected by GRESB and was available for review to the entity between April 1 and July 1 2023

Disclosure Methods

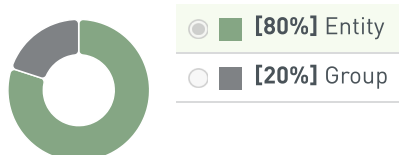
D1 Points: 5/5

Stand-alone Sustainability Report


Yes 100%


Reporting year: 2022


Reporting level





The sustainability report is


- Aligned with a sustainability reporting framework 100%  ^


- ANREV Sustainability Reporting Guidelines, 2016 0% 


- EPRA sBPR, 2017 0% 


- GRI Standards, 2016 80% 


- IIRC Framework, 2013 0% 


- INREV Sustainability Guidelines, 2016 0% 

- PRI Reporting Framework, 2018 0% 

- SASB Standards, 2018 60% 

- TCFD Recommendations, 2017 40% 

- Other 0% 

Third-party review 40%  ^



- [40%]** Assured
- [60%]** No answer provided

Applicable evidence

Evidence provided


[ACCEPTED]

<https://variausproperties.com/esg-vision-strategy/>

No 0% 

D2.1 Points: 3/5

Section in Annual Report

Yes 100%  ^

Reporting year: 2022

Reporting level



- [80%] Entity
- [20%] Group

The sustainability section is

Aligned with a sustainability reporting framework 0%

Third-party review 20%

Applicable evidence

Evidence provided [ACCEPTED]

https://variausproperties.com/wp-content/uploads/2023/03/VariaUS_AR_2022_final.pdf

No 0%

D2.2 Points: 0/5

Integrated Report

Yes 0%

No 100%

D3 Points: 3/3

Corporate website

Yes 100%

Reporting level



- [80%] Entity
- [20%] Group

Applicable evidence


Evidence provided [ACCEPTED]

<https://variausproperties.com/esg-vision-strategy/>

No 0% 

D4 Not Scored

ESG leadership commitments

Yes 100% 

ESG leadership standards and principles

Climate Action 100+ 0% 

Global Investor Coalition on Climate Change (including AIGCC, Ceres, IGCC, IIGCC) 0% 

International Labour Organization (ILO) Standards 40% 

Montreal Pledge 0% 

OECD - Guidelines for multinational enterprises 0% 

PRI signatory 0% 


RE 100 0% 

Science Based Targets initiative 40% 

Task Force on Climate-related Financial Disclosures (TCFD) 40% 

UN Environment Programme Finance Initiative 0% 

UN Global Compact 20% 

UN Sustainable Development Goals 80% 

WorldGBC's Net Zero Carbon Buildings Commitment 0% 

Other 40% 

Applicable evidence

Evidence provided

<https://variausproperties.com/esg-vision-strategy/>

No

0%

Governance of Sustainability

D5 Points: 1.5/1.5

Environmental objectives

Yes

100% ^

Disclosed objectives are:

Measurable

100%

Time-bound

100%

Applicable evidence

Evidence provided

<https://variausproperties.com/esg-vision-strategy/>

No

0%

D6 Points: 1.5/1.5

Social objectives

Yes

100% ^

Disclosed objectives are:

Measurable

100%

Time-bound

60%

Applicable evidence

Evidence provided

<https://variausproperties.com/esg-vision-strategy/>

No 0%

D7 Points: 1.5/1.5

Governance objectives

Yes 100% ^

Disclosed objectives are:

Measurable 80%

Time-bound 40%

Applicable evidence

Evidence provided

<https://variausproperties.com/esg-vision-strategy/>

No 0%

D8 Points: 4/4

Dedicated ESG professional(s) or sustainability task force/committee

Yes 100% ^

Applicable evidence

Evidence provided

<https://variausproperties.com/esg-vision-strategy/>

No 0%

D9 Points: 4/4

Policy on environmental issues

Yes 100% ^

Applicable evidence

Evidence provided

https://variausproperties.com/wp-content/uploads/2022/12/ESG_Policy_Varia_US_2022.pdf

No

0%

D10 Points: 3/3

Policy on social issues

Yes

100%

Applicable evidence

Evidence provided

https://variausproperties.com/wp-content/uploads/2022/12/ESG_Policy_Varia_US_2022.pdf

No

0%

D11 Points: 3/3

Policy on governance issues

Yes

100%

Applicable evidence

Evidence provided

https://variausproperties.com/wp-content/uploads/2022/12/ESG_Policy_Varia_US_2022.pdf

No

0%

D12 Points: 3.5/3.5

Long-term performance improvement targets

Yes

100%

Targets relate to:

Energy consumption

80%

<input checked="" type="checkbox"/> Renewable energy	80%	<div style="width: 80%;"></div>
<input checked="" type="checkbox"/> GHG emissions	100%	<div style="width: 100%;"></div>
<input checked="" type="checkbox"/> Water consumption	60%	<div style="width: 60%;"></div>
<input type="checkbox"/> Waste diverted from landfill	60%	<div style="width: 60%;"></div>
<input type="checkbox"/> Other	20%	<div style="width: 20%;"></div>

Applicable evidence

Evidence provided

<https://variausproperties.com/esg-vision-strategy/>

<input type="radio"/> No	0%	<div style="width: 0%;"></div>
--------------------------	----	--------------------------------

Implementation

D13 Points: 3/3

ESG initiatives and case studies

<input checked="" type="radio"/> Yes	100%	<div style="width: 100%;"></div> ^
--------------------------------------	------	------------------------------------

Applicable evidence

Evidence provided

<https://variausproperties.com/esg-vision-strategy/>

<input type="radio"/> No	0%	<div style="width: 0%;"></div>
--------------------------	----	--------------------------------


D14 Points: 3/3

Building certifications and energy ratings

<input checked="" type="radio"/> Yes	100%	<div style="width: 100%;"></div> ^
--------------------------------------	------	------------------------------------

Scope of disclosure

<input checked="" type="checkbox"/> Green building certifications	100%	<div style="width: 100%;"></div>
---	------	----------------------------------

Energy ratings 100% 

Applicable evidence

Evidence provided


<https://variausproperties.com/esg-vision-strategy/>

No 0% 


Operational Performance


D15 Points: 5/5


Energy consumption data


Yes 100%  ^

Scope of disclosure

Absolute consumption data 100% 

Like-for-like consumption data 100% 

Intensity data 100% 

Portfolio data coverage 100% 

Applicable evidence


Evidence provided

<https://variausproperties.com/esg-vision-strategy/>

No 0% 

D16 Points: 2/2

Renewable energy data

Yes 60%  ^

Applicable evidence

Evidence provided

<https://variausproperties.com/esg-vision-strategy/>

No



D17 Points: 3/3

GHG emissions data

Yes



Scope of disclosure

Absolute GHG emissions data



Like-for-like GHG emissions data



Intensity data



Portfolio data coverage



Applicable evidence

Evidence provided

<https://variausproperties.com/esg-vision-strategy/>

No



D18 Points: 3/3

Water consumption data

Yes





Scope of disclosure


Absolute consumption data



Like-for-like consumption data



Intensity data 100% 

Portfolio data coverage 60% 

Applicable evidence


Evidence provided

<https://variausproperties.com/esg-vision-strategy/>

No 0% 

D19 Points: 3/3

Waste data

Yes 80%  ^

Applicable evidence

Evidence provided


<https://variausproperties.com/esg-vision-strategy/>

No 20% 

Stakeholder Engagement

D20 Points: 3/3


Employee satisfaction survey

Yes 100%  ^

Applicable evidence

Evidence provided

<https://variausproperties.com/esg-vision-strategy/>

No 0% 

D21 Points: 4/4

Tenant engagement program/initiative Yes100%  ^**Applicable evidence**

Evidence provided

<https://variausproperties.com/esg-vision-strategy/> No0% **D22** Points: 3/3**Tenant satisfaction survey** Yes100%  ^**Applicable evidence**

Evidence provided

<https://variausproperties.com/esg-vision-strategy/> No0% **D23** Points: 3/3**Community engagement program** Yes100%  ^**Applicable evidence**

Evidence provided

<https://variausproperties.com/esg-vision-strategy/> No0% **Disclaimer: 2023 Public Disclosure Scorecard**

The 2023 GRESB Public Disclosure Scorecard (the "Scorecard") has been compiled based on publicly available information of the respective organization, based on available resources in the public domain. The Scorecard has been provided in good faith. The data for the analysis was primarily collected in the period February 1 - April 1, 2023, and does not include any information that may have been

published after April 1, 2023. We do not take any liability for information that may have been inadvertently missed or omitted in our manual process of data collection. We have taken reasonable care to check the accuracy and completeness of the information prior to processing it for the Scorecard.

The Scorecard is a standalone document describing the entity's Public Disclosure Level and its elements. It is not directly comparable to the annual GRESB Infrastructure Asset Assessment scores ("GRESB Score"). The Public Disclosure Scorecard reflects the opinions of GRESB and not of our members. While we do not anticipate major changes, we reserve the right to make modifications to the Scorecard or its elements.

The Scorecard is provided to you merely for reference and discussion purposes, and is not provided as the basis for any professional advice or for transactional use. GRESB and its advisors, consultants and sub-contractors shall not be responsible or liable for any advice given to third parties, any investment decisions or trading or any other actions taken by you or by third parties based on information contained in the Scorecard.

Except where stated otherwise, GRESB is the exclusive owner of all intellectual property rights in all the information contained in the Scorecard.

© 2023 GRESB BV